

# CHAIN ANNUAL REPORT

HARINGEY

APRIL 2025 - MARCH 2026

SUPPORTED BY  
MAYOR OF LONDON



CHAIN

# CONTENTS

## 1. INTRODUCTION

### 1.1 Introduction

## 2. ROUGH SLEEPING POPULATION ANALYSIS

### 2.1 Number of people seen rough sleeping: Flow, stock, returner model

### 2.2 Number of times seen rough sleeping

### 2.3 Rough sleeping volume: Flow, stock, returner model

## 3. SPATIAL DISTRIBUTION

### 3.1 Bedded down street contacts by area: Map

## 4. HISTORY PRIOR TO ROUGH SLEEPING

### 4.1 History prior to rough sleeping: People new to rough sleeping

### 4.2 History prior to rough sleeping: People returning to rough sleeping

## 5. DEMOGRAPHICS & SUPPORT NEEDS

### 5.1 Nationality: Overall composition

### 5.2 Nationality: Flow, stock, returner model

### 5.3 Gender

### 5.4 Age

### 5.5 Ethnicity

### 5.6 Support needs

### 5.7 Institutional & armed forces history

## 6. ROUTES OFF THE STREETS

### 6.1 Accommodation outcomes

## APPENDICES

### Appendix 1: Glossary of initialisms, acronyms, and terms used in this report

# COPYRIGHT

**Greater London Authority**

**June 2026**

Published by  
Greater London Authority  
City Hall  
Kamal Chunchie Way  
London  
E16 1ZE  
**[www.london.gov.uk](http://www.london.gov.uk)**

CHAIN enquiries: [chain@homelesslink.org.uk](mailto:chain@homelesslink.org.uk), 020 7840 4451

Copies of this report are available  
from <http://data.london.gov.uk>

## 1. INTRODUCTION

This report presents information about people seen rough sleeping by outreach teams in Haringey between April 2025 and March 2026. Information in the report is derived from the Combined Homelessness and Information Network (CHAIN), a multi-agency database recording information about people rough sleeping, and the wider street population, in London. CHAIN represents the UK's most detailed and comprehensive source of information about rough sleeping, and is commissioned and funded by the Greater London Authority (GLA). The system is managed by Homeless Link.

The data on which this report is based is also available in an accessible aggregated tabular format in a separate CHAIN Annual Data Tables file, which can be downloaded from the GLA Datastore at <http://data.london.gov.uk/dataset/chain-reports>. A suite of interactive charts and maps based on the data can be accessed via the CHAIN Annual Data Visualisations Tool at <https://bit.ly/chain-annual-vis-tool>.

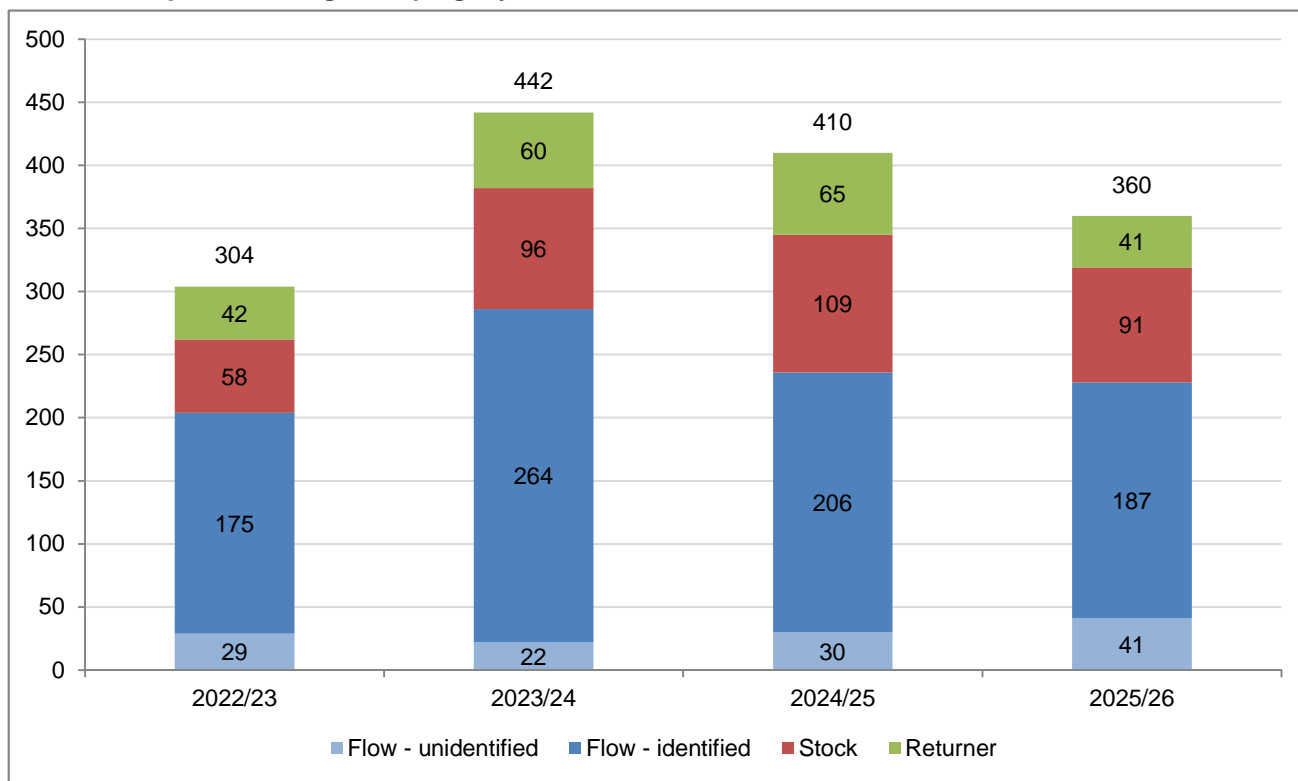
### **Percentage figures in this report**

Please note that, in some cases, percentage figures given in this report are rounded up or down to the nearest whole number. This may mean that individual figures in tables and charts do not add up to a combined total of 100%, or that there could be small discrepancies between percentage figures in tables and corresponding charts or commentary.

## 2. ROUGH SLEEPING POPULATION ANALYSIS

### 2.1 Number of people seen rough sleeping: Flow, stock, returner model

Chart 1: People seen rough sleeping, by flow, stock, returner breakdown, 2022/23 - 2025/26



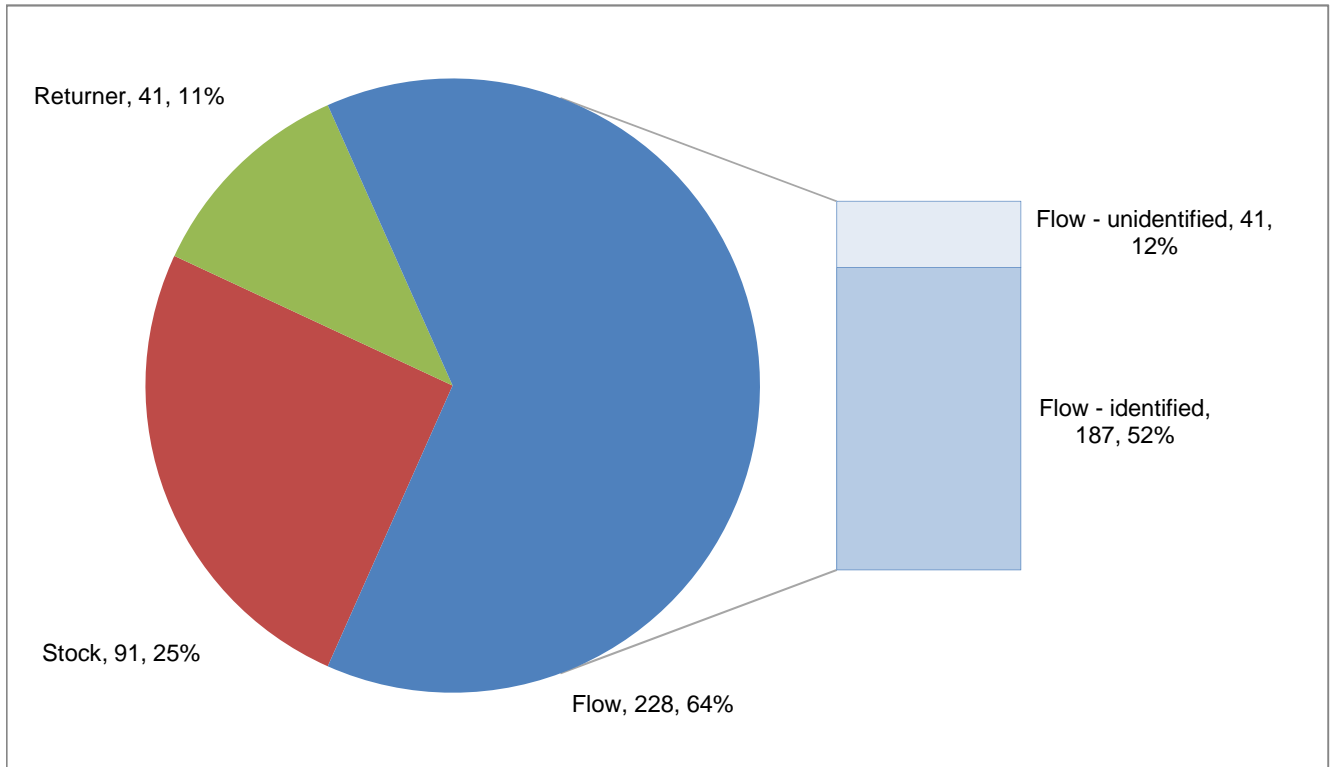
2022/23 base: 304  
 2023/24 base: 442  
 2024/25 base: 410  
 2025/26 base: 360

The flow, stock and returner model categorises people seen rough sleeping in the year according to whether they have also been seen rough sleeping in previous periods:

Category	Description
Flow	People who had never been seen rough sleeping prior to 2025/26 (i.e. people new to rough sleeping). Those within this category are further subdivided as follows: Unidentified - those people new to rough sleeping recorded without a name, and with only one contact. Identified - those people new to rough sleeping recorded with a name, and/or with more than one contact.
Stock	People who were also seen rough sleeping in 2024/25 (i.e. those seen across a minimum of two consecutive years).
Returner	People who were first seen rough sleeping prior to 2024/25, but were not seen during 2024/25 (i.e. those who have had a gap in their rough sleeping histories).

360 people were seen rough sleeping in the borough in 2025/26. This represents a 12% decrease when compared to 2024/25.

**Chart 2: People seen rough sleeping in 2025/26, by flow, stock, returner breakdown**

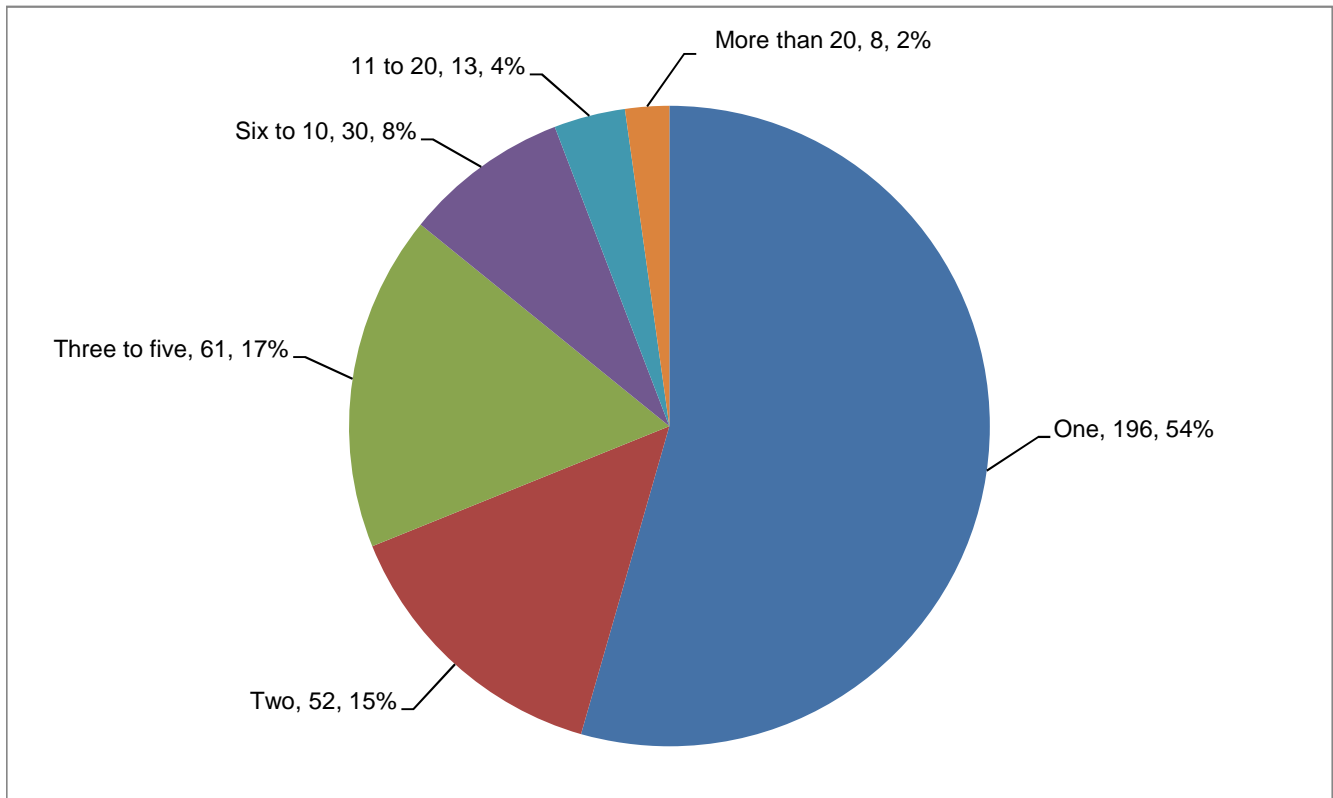


Base: 360 people seen rough sleeping during the period.

63% of people seen rough sleeping in the borough during the year were new rough sleepers (flow), while 25% fell into the stock category, and 11% were returners.

## 2.2 Number of times seen rough sleeping

Chart 3: People seen rough sleeping in 2025/26, by number of times seen rough sleeping



Base: 360 people seen rough sleeping during the period.

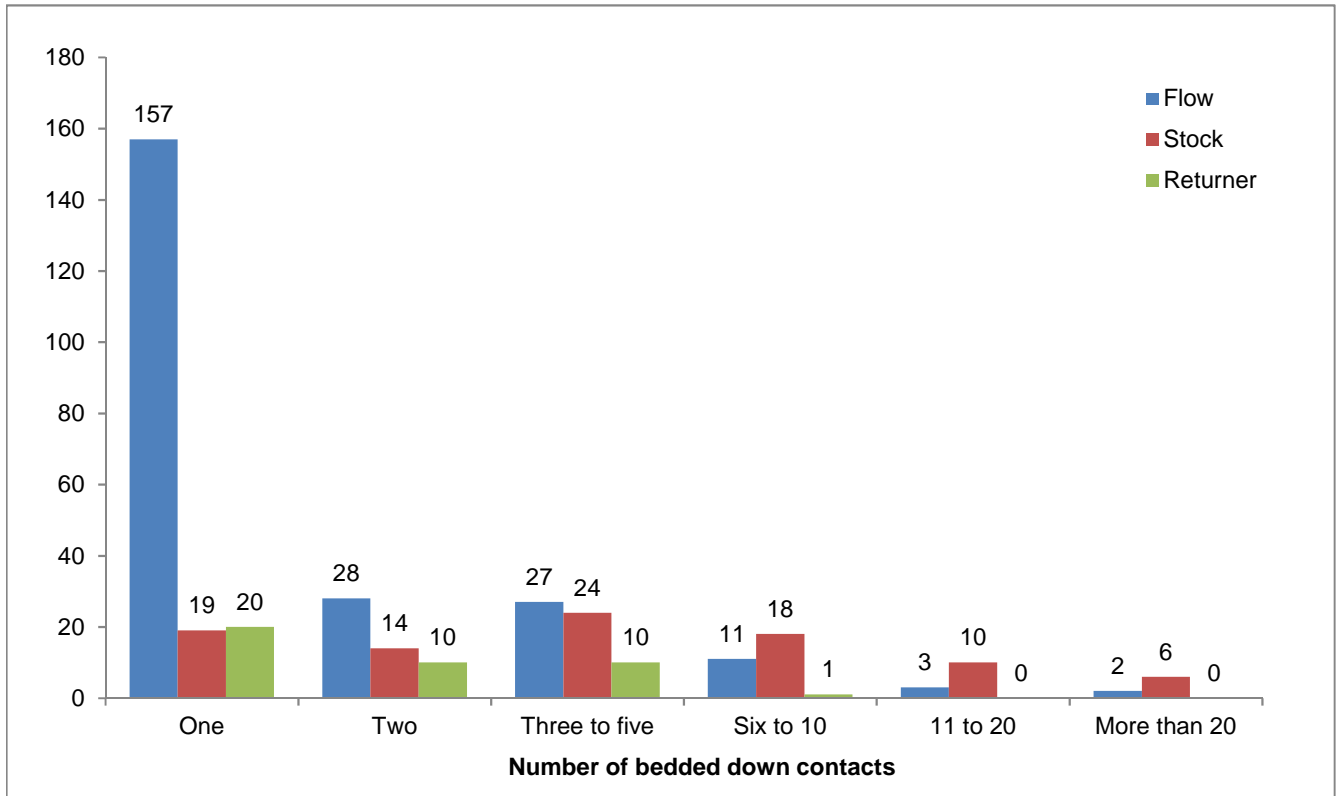
196 (54%) people were seen rough sleeping only once in 2025/26, this compares to 223 (54%) seen rough sleeping only once in 2024/25.

69% of people seen rough sleeping in the borough during 2025/26 who were new to the streets were seen rough sleeping just once.

Outreach resources vary across boroughs, but even in places with extensive outreach coverage there may not be a shift every night. This will affect the frequency with which people may be recorded rough sleeping.

### 2.3 Rough sleeping volume: Flow, stock, returner model

**Chart 4: People seen rough sleeping in 2025/26, by flow, stock, returner model, and number of times seen rough sleeping**



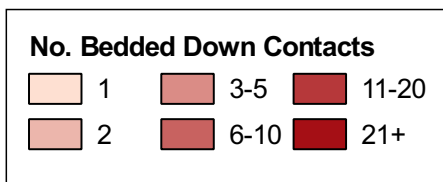
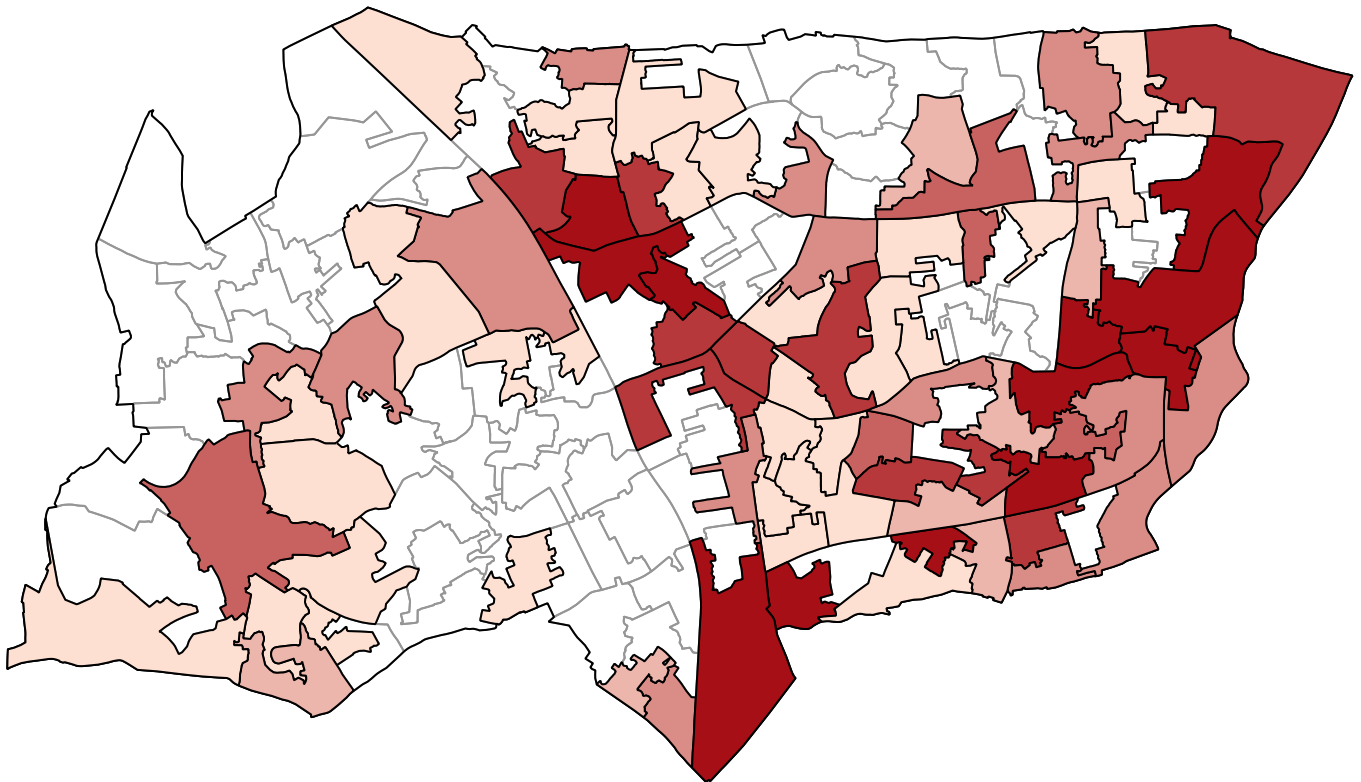
Base: 360 people seen rough sleeping during the period.

### 3. SPATIAL DISTRIBUTION

#### 3.1 Bedded down street contacts by area: Map

It is important to note that this map represents volume of contacts rather than individuals, and some people may have been seen on multiple occasions within a given area.

**Map 1: Number of bedded down street contacts recorded in each Lower Super Output Area in the borough during 2025/26**



## 4. HISTORY PRIOR TO ROUGH SLEEPING

This section of the report presents information about people's circumstances prior to the start of a new or repeat instance of rough sleeping in 2025/26. This includes information about what type of accommodation people had been staying in, the type of departure from that accommodation, and the main underlying cause of the departure. The information is collected for people who were seen rough sleeping for the first time in London during the period, as well as for those who had returned to rough sleeping after a period away.

In this section, 'last settled base' refers to the last accommodation of a settled nature in which the individual lived. It may be that an individual could also have stayed at some other accommodation in an unsettled situation since leaving their last settled base. If the person was living in private accommodation of some form (e.g. private rented, council tenancy, housing association, owner occupied), and they were a sole or joint legal tenant or owner of the property, their last settled base would be recorded using the option that describes the type of accommodation (e.g. 'private rented accommodation'). If they were staying with someone who was a sole or joint legal tenant or owner of the property, but they themselves were not a sole or joint legal tenant or owner of the property, then they would be recorded as 'living with family/friends/partner'.

### 4.1 History prior to rough sleeping: People new to rough sleeping

This section of the report presents information about history prior to rough sleeping, for people who had either never been seen rough sleeping in London previously, or whose last rough sleeping contact was over five years (60 months) earlier than their first contact in the report period. It should be noted that the definition of ‘new to rough sleeping’ used for this information is different to the definition of ‘flow’ used in the ‘flow, stock, returner’ model referenced elsewhere in this report, and therefore the bases will not be the same.

An individual included in this section could potentially also be included in the figures for people returning to rough sleeping presented in section 4.2, if they were first seen in the year as a person new to rough sleeping, had a period of at least 180 days of not being seen, and were then seen again.

**Table 1: People new to rough sleeping, by last settled base, 2024/25 - 2025/26**

Last settled base in the UK	2024/25		2025/26	
	No.	%	No.	%
<b>Long-term accommodation</b>				
Living with family/friends/partner	49	27.8%	45	31.7%
Private rented accommodation	44	25.0%	47	33.1%
Council tenancy (local authority accommodation)	9	5.1%	3	2.1%
Housing association/RSL accommodation	2	1.1%	3	2.1%
Sheltered housing/registered care accommodation	0	0.0%	0	0.0%
Employment-related accommodation (except armed forces)	0	0.0%	0	0.0%
Owner occupied accommodation	0	0.0%	0	0.0%
<i>Long-term accommodation subtotal</i>	<i>104</i>	<i>59.1%</i>	<i>98</i>	<i>69.0%</i>
<b>Short or medium-term accommodation</b>				
Hostel or other supported accommodation	12	6.8%	10	7.0%
Temporary accommodation (local authority)	9	5.1%	4	2.8%
B&B (not local authority TA)	4	2.3%	2	1.4%
Winter/night shelter	1	0.6%	0	0.0%
Clinic/detox/rehab	0	0.0%	0	0.0%
Squat	0	0.0%	0	0.0%
<i>Short or medium-term accommodation subtotal</i>	<i>26</i>	<i>14.8%</i>	<i>16</i>	<i>11.3%</i>
<b>Institutional &amp; armed forces accommodation</b>				
Asylum support accommodation (NASS/other)	23	13.1%	10	7.0%
Care (local authority youth care)	0	0.0%	0	0.0%
Hospital	0	0.0%	0	0.0%
Prison	7	4.0%	4	2.8%
Probation accommodation	0	0.0%	0	0.0%
Armed forces accommodation	0	0.0%	0	0.0%
<i>Institutional &amp; armed forces accommodation subtotal</i>	<i>30</i>	<i>17.0%</i>	<i>14</i>	<i>9.9%</i>
No settled base since arriving in UK	8	4.5%	9	6.3%
Other	5	2.8%	2	1.4%
Not known	3	1.7%	3	2.1%
Not recorded	74		102	
<b>Total (excl. not recorded)</b>	<b>176</b>	<b>100.0%</b>	<b>142</b>	<b>100.0%</b>
<b>Total (incl. not recorded)</b>	<b>250</b>		<b>244</b>	

Total excluding not recorded is used as the base for percentages.

**Table 2: People new to rough sleeping in 2025/26, by type of departure from last settled base, and underlying cause of departure**

Cause of departure from last settled base in the UK	Type of departure from last settled base in the UK								Cause of departure total (no.)	Cause of departure total (%)
	Asked to leave by person they were staying with	Evicted	Left of own accord	End of time-limited stay	No departure - still has the accommodation	Other	No settled base since arriving in UK	Not known		
Arrears/debts - change in rent/mortgage	0	1	0	0	0	0	0	0	1	0.7%
Arrears/debts - issues with benefits	0	4	1	0	0	0	0	0	5	3.5%
Arrears/debts - living costs	0	0	0	0	0	1	0	0	1	0.7%
Arrears/debts - loss of employment	1	6	4	0	0	0	0	0	11	7.7%
Arrears/debts - other	1	0	0	0	0	0	0	0	1	0.7%
End of tenancy agreement	0	4	1	0	0	2	0	0	7	4.9%
Illegal eviction	0	2	0	0	0	0	0	0	2	1.4%
Given non-priority decision	0	3	0	0	0	1	0	0	4	2.8%
Relationship breakdown	29	0	4	0	0	1	0	0	34	23.9%
Death of relative/friend	1	0	0	0	0	0	0	0	1	0.7%
Domestic violence - victim	0	0	0	0	0	0	0	0	0	0.0%
Harassment/abuse/violence - victim	0	0	4	0	0	0	0	0	4	2.8%
Unmanaged support need	0	0	0	0	0	0	0	0	0	0.0%
Housing conditions	1	0	1	0	0	1	0	0	3	2.1%
Relocated to be nearer family/friends/community	0	0	0	0	0	0	0	0	0	0.0%
Relocated seeking work	0	0	0	0	0	0	0	0	0	0.0%
Transient/travelling around	0	0	0	0	0	0	0	0	0	0.0%
Anti-social behaviour - perpetrator	0	0	0	0	0	0	0	0	0	0.0%
Domestic violence - perpetrator	0	0	0	0	0	0	0	0	0	0.0%
Taken into custody	0	0	0	0	0	0	0	0	0	0.0%
End of time-limited stay	0	0	0	4	0	0	0	0	4	2.8%
End of asylum accommodation - positive Home Office decision	0	0	0	6	0	1	0	0	7	4.9%
End of asylum accommodation - negative Home Office decision	0	0	0	1	0	0	0	0	1	0.7%
End of asylum accommodation - withdrawal of application	0	0	0	0	0	0	0	0	0	0.0%
No departure - still has the accommodation	0	0	0	0	2	0	0	0	2	1.4%
Other	3	13	4	0	0	6	0	0	26	18.3%
No settled base since arriving in UK	0	0	0	0	0	0	9	0	9	6.3%
Not known	3	8	1	0	0	0	0	7	19	13.4%
<b>Type of departure total (no.)</b>	<b>39</b>	<b>41</b>	<b>20</b>	<b>11</b>	<b>2</b>	<b>13</b>	<b>9</b>	<b>7</b>	<b>142</b>	<b>100.0%</b>
<b>Type of departure total (%)</b>	<b>27.5%</b>	<b>28.9%</b>	<b>14.1%</b>	<b>7.7%</b>	<b>1.4%</b>	<b>9.2%</b>	<b>6.3%</b>	<b>4.9%</b>	<b>100.0%</b>	

Base: 142 people new to rough sleeping for whom information about their last settled base was recorded. This excludes 102 people new to rough sleeping for whom no information was recorded.

Where a cause of departure category relates to a specific type of settled base (e.g. asylum accommodation), totals may not align exactly with those in Table 1, due to cases where the departure was due to another cause.

## 4.2 History prior to rough sleeping: People returning to rough sleeping

This section of the report presents information about history prior to rough sleeping, for people who had returned to rough sleeping after at least 180 days since their previous rough sleeping contact. It should be noted that the definition of 'returning to rough sleeping' used for this information is different to the definition of 'returner' used in the flow, stock, returner model referenced elsewhere in this report, and therefore the bases will not be the same.

An individual included in this section could potentially also be included in the figures for people new to rough sleeping presented in section 4.1, if they were first seen in the year as a person new to rough sleeping, had a period of at least 180 days of not being seen, and were then seen again. It is also possible that an individual could have been recorded as returning to rough sleeping more than once during the year. In cases where this has occurred, only the information relating to the individual's most recent return is included in these figures.

**Table 3: People returning to rough sleeping, by last settled base, 2024/25 - 2025/26**

Last settled base in the UK	2024/25		2025/26	
	No.	%	No.	%
<b>Long-term accommodation</b>				
Living with family/friends/partner	14	22.6%	8	19.5%
Private rented accommodation	17	27.4%	13	31.7%
Council tenancy (local authority accommodation)	1	1.6%	1	2.4%
Housing association/RSL accommodation	0	0.0%	1	2.4%
Sheltered housing/registered care accommodation	0	0.0%	0	0.0%
Employment-related accommodation (except armed forces)	1	1.6%	0	0.0%
Owner occupied accommodation	0	0.0%	0	0.0%
<i>Long-term accommodation subtotal</i>	<b>33</b>	<b>53.2%</b>	<b>23</b>	<b>56.1%</b>
<b>Short or medium-term accommodation</b>				
Hostel or other supported accommodation	13	21.0%	13	31.7%
Temporary accommodation (local authority)	1	1.6%	2	4.9%
B&B (not local authority TA)	0	0.0%	0	0.0%
Winter/night shelter	1	1.6%	0	0.0%
Clinic/detox/rehab	0	0.0%	0	0.0%
Squat	2	3.2%	0	0.0%
<i>Short or medium-term accommodation subtotal</i>	<b>17</b>	<b>27.4%</b>	<b>15</b>	<b>36.6%</b>
<b>Institutional &amp; armed forces accommodation</b>				
Asylum support accommodation (NASS/other)	2	3.2%	1	2.4%
Care (local authority youth care)	0	0.0%	0	0.0%
Hospital	0	0.0%	0	0.0%
Prison	3	4.8%	0	0.0%
Probation accommodation	0	0.0%	0	0.0%
Armed forces accommodation	0	0.0%	0	0.0%
<i>Institutional &amp; armed forces accommodation subtotal</i>	<b>5</b>	<b>8.1%</b>	<b>1</b>	<b>2.4%</b>
No settled base since arriving in UK	4	6.5%	2	4.9%
Other	2	3.2%	0	0.0%
Not known	1	1.6%	0	0.0%
Not recorded	42		29	
<b>Total (excl. not recorded)</b>	<b>62</b>	<b>100.0%</b>	<b>41</b>	<b>100.0%</b>
<b>Total (incl. not recorded)</b>	<b>104</b>		<b>70</b>	

Total excluding not recorded is used as the base for percentages.

**Table 4: People returning to rough sleeping in 2025/26, by type of departure from last settled base, and underlying cause of departure**

Cause of departure from last settled base in the UK	Type of departure from last settled base in the UK								Cause of departure total (no.)	Cause of departure total (%)
	Asked to leave by person they were staying with	Evicted	Left of own accord	End of time-limited stay	No departure - still has the accommodation	Other	No settled base since arriving in UK	Not known		
Arrears/debts - change in rent/mortgage	0	0	0	0	0	0	0	0	0	0.0%
Arrears/debts - issues with benefits	0	1	0	0	0	0	0	0	1	2.4%
Arrears/debts - living costs	0	1	1	0	0	0	0	0	2	4.9%
Arrears/debts - loss of employment	0	4	0	0	0	0	0	0	4	9.8%
Arrears/debts - other	0	2	0	0	0	0	0	0	2	4.9%
End of tenancy agreement	0	0	0	0	0	0	0	0	0	0.0%
Illegal eviction	0	2	0	0	0	0	0	0	2	4.9%
Given non-priority decision	0	0	0	0	0	0	0	0	0	0.0%
Relationship breakdown	2	0	0	0	0	0	0	0	2	4.9%
Death of relative/friend	0	0	0	0	0	0	0	0	0	0.0%
Domestic violence - victim	0	0	0	0	0	0	0	0	0	0.0%
Harassment/abuse/violence - victim	0	0	3	0	0	1	0	0	4	9.8%
Unmanaged support need	0	1	0	0	0	0	0	0	1	2.4%
Housing conditions	0	0	0	0	0	0	0	0	0	0.0%
Relocated to be nearer family/friends/community	0	0	0	0	0	0	0	0	0	0.0%
Relocated seeking work	0	0	0	0	0	0	0	0	0	0.0%
Transient/travelling around	0	0	0	0	0	0	0	0	0	0.0%
Anti-social behaviour - perpetrator	0	2	0	0	0	0	0	0	2	4.9%
Domestic violence - perpetrator	0	0	0	0	0	0	0	0	0	0.0%
Taken into custody	0	0	0	0	0	0	0	0	0	0.0%
End of time-limited stay	0	0	0	1	0	0	0	0	1	2.4%
End of asylum accommodation - positive Home Office decision	0	0	0	1	0	0	0	0	1	2.4%
End of asylum accommodation - negative Home Office decision	0	0	0	0	0	0	0	0	0	0.0%
End of asylum accommodation - withdrawal of application	0	0	0	0	0	0	0	0	0	0.0%
No departure - still has the accommodation	0	0	0	0	2	0	0	0	2	4.9%
Other	3	2	1	0	0	2	0	0	8	19.5%
No settled base since arriving in UK	0	0	0	0	0	0	2	0	2	4.9%
Not known	0	1	3	0	0	0	0	3	7	17.1%
<b>Type of departure total (no.)</b>	<b>5</b>	<b>16</b>	<b>8</b>	<b>2</b>	<b>2</b>	<b>3</b>	<b>2</b>	<b>3</b>	<b>41</b>	<b>100.0%</b>
<b>Type of departure total (%)</b>	<b>12.2%</b>	<b>39.0%</b>	<b>19.5%</b>	<b>4.9%</b>	<b>4.9%</b>	<b>7.3%</b>	<b>4.9%</b>	<b>7.3%</b>	<b>100.0%</b>	

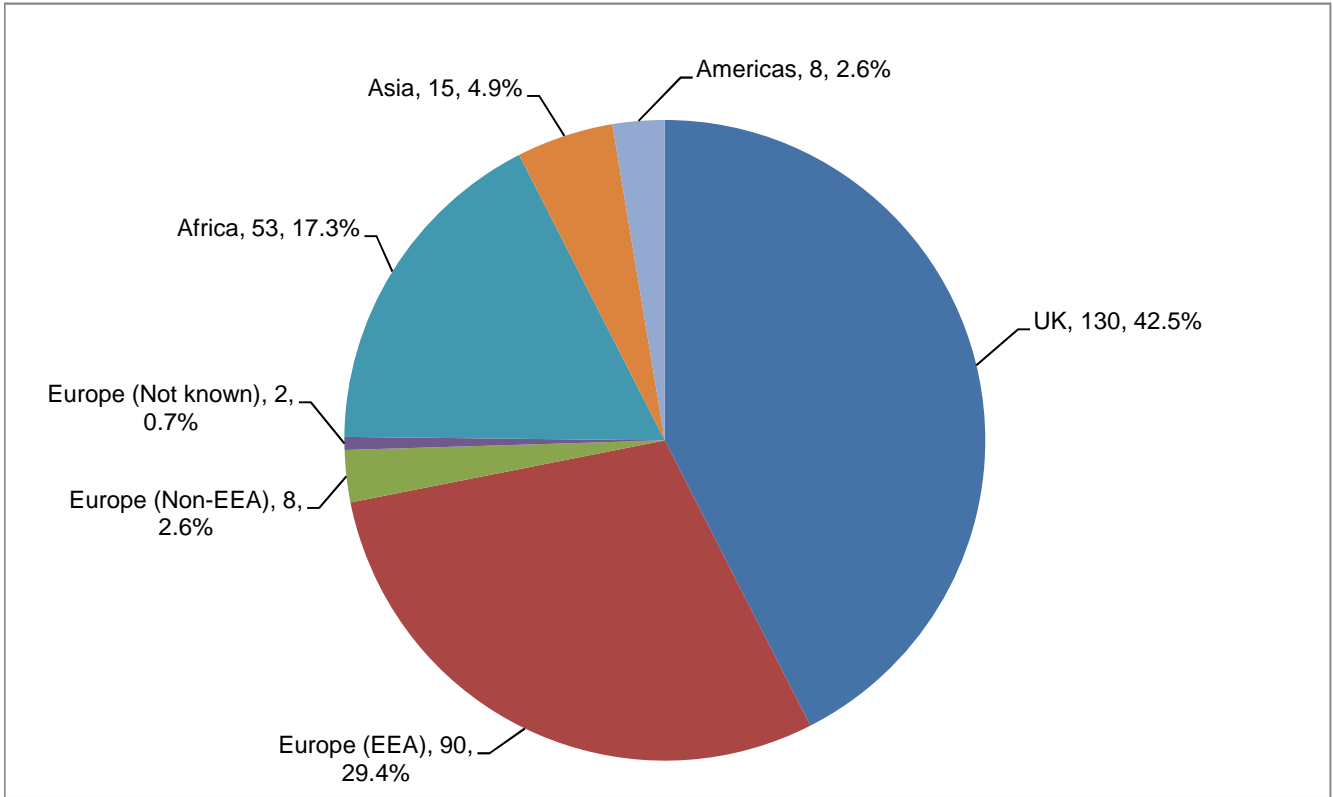
Base: 41 people returning to rough sleeping for whom information about their last settled base was recorded. This excludes 29 people returning to rough sleeping for whom no information was recorded.

Where a cause of departure category relates to a specific type of settled base (e.g. asylum accommodation), totals may not align exactly with those in Table 3, due to cases where the departure was due to another cause.

## 5. DEMOGRAPHICS & SUPPORT NEEDS

### 5.1 Nationality: Overall composition

Chart 5: People seen rough sleeping in 2025/26, by nationality



Base: 306 people seen rough sleeping during the period whose nationality was known. This excludes 54 people whose nationality was not known.

## 5.2 Nationality: Flow, stock, returner model

Table 5: Nationality of people seen rough sleeping during 2025/26, by flow, stock, returner breakdown

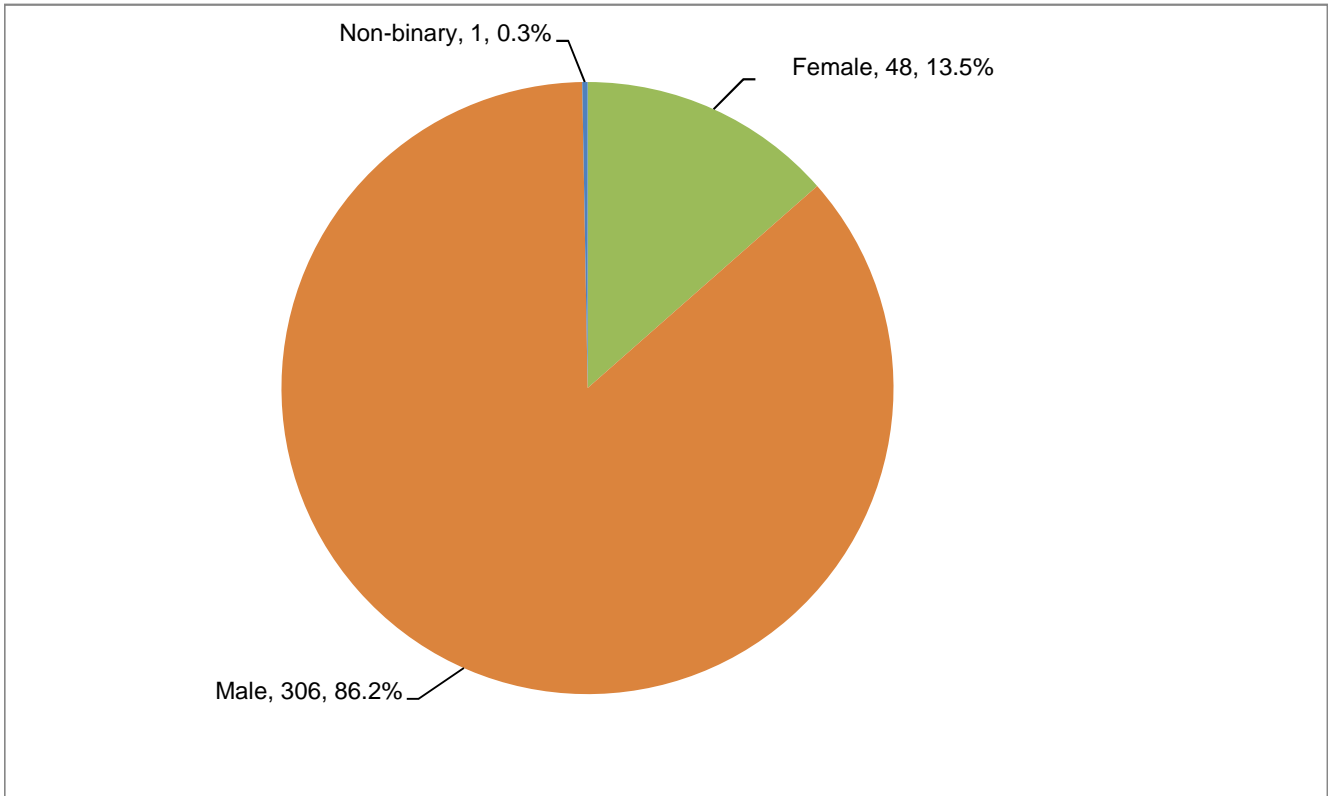
Nationality	Flow	Stock	Returner	Total	
	No.	No.	No.	No.	%
UK	78	36	16	130	42.5%
Romania	9	6	3	18	5.9%
Poland	13	17	9	39	12.7%
Lithuania	1	2	1	4	1.3%
Portugal	1	1	0	2	0.7%
Ireland (Republic of)	1	3	0	4	1.3%
Bulgaria	4	2	1	7	2.3%
Italy	0	1	1	2	0.7%
France	1	0	1	2	0.7%
Spain	1	0	0	1	0.3%
Latvia	0	0	0	0	0.0%
Other European (EEA) countries	8	1	2	11	3.6%
Europe (EEA)	39	33	18	90	29.4%
Europe (Non-EEA)	5	3	0	8	2.6%
Europe (Not known)	2	0	0	2	0.7%
Eritrea	10	8	1	19	6.2%
Sudan	3	1	1	5	1.6%
Nigeria	0	0	0	0	0.0%
Ethiopia	6	1	0	7	2.3%
Somalia	4	2	0	6	2.0%
Other African countries	12	3	1	16	5.2%
Africa	35	15	3	53	17.3%
India	0	0	0	0	0.0%
Afghanistan	2	0	0	2	0.7%
Iran	3	2	0	5	1.6%
Pakistan	0	0	1	1	0.3%
Bangladesh	0	0	0	0	0.0%
Other Asian countries	6	0	1	7	2.3%
Asia	11	2	2	15	4.9%
Americas	6	1	1	8	2.6%
Australasia	0	0	0	0	0.0%
Not known	52	1	1	54	
<b>Total (excl. not known)</b>	<b>176</b>	<b>90</b>	<b>40</b>	<b>306</b>	<b>100.0%</b>
Total (incl. not known)	228	91	41	360	

Total excluding not known is used as base for percentages.

Please see section 2.1 for an explanation of the flow, stock, returner model.

### 5.3 Gender

**Chart 6: People seen rough sleeping in 2025/26, by gender**



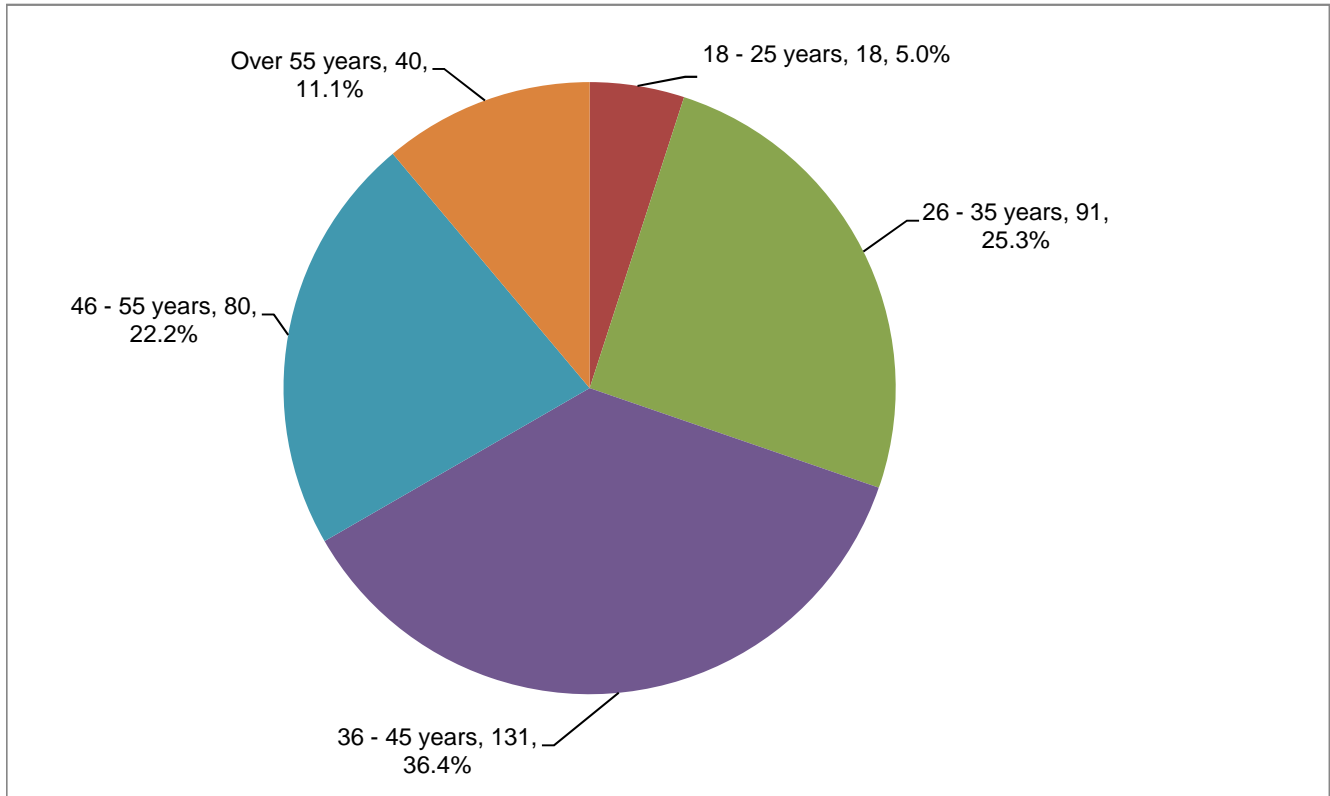
Base: 355 people seen rough sleeping during the period whose gender was known. This excludes 5 people whose gender was not known.

**Table 6: People seen rough sleeping in 2025/26, by gender**

Gender	No.	%
Female	48	13.5%
Male	306	86.2%
Non-binary	1	0.3%
Not known	5	
<b>Total (excl. not known)</b>	<b>355</b>	<b>100.0%</b>
<b>Total (incl. not known)</b>	<b>360</b>	

## 5.4 Age

**Chart 7: People seen rough sleeping in 2025/26, by age**



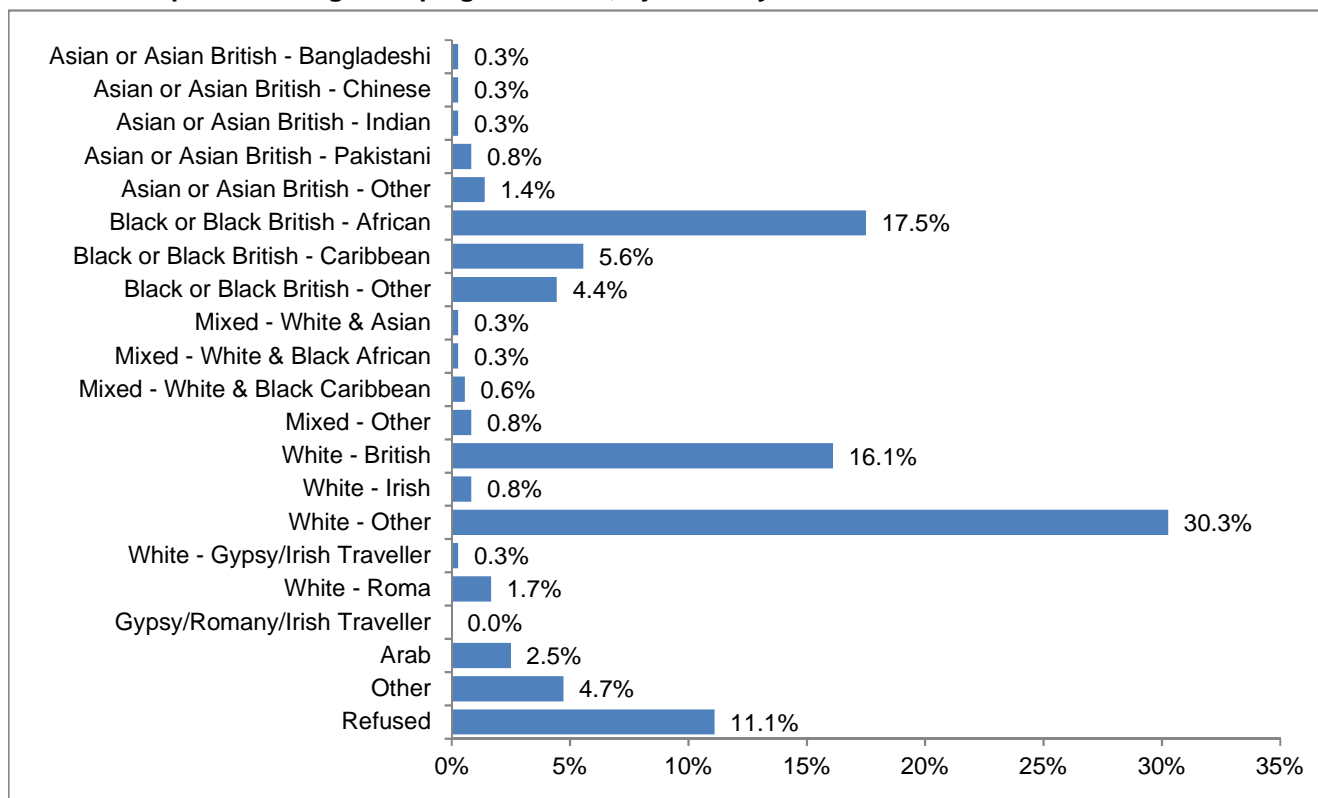
Base: 360 people seen rough sleeping during the period.

**Table 7: People seen rough sleeping in 2025/26, by age**

Age	No.	%
Under 18 years	0	0.0%
18 - 25 years	18	5.0%
26 - 35 years	91	25.3%
36 - 45 years	131	36.4%
46 - 55 years	80	22.2%
Over 55 years	40	11.1%
<b>Total</b>	<b>360</b>	<b>100.0%</b>

## 5.5 Ethnicity

**Chart 8: People seen rough sleeping in 2025/26, by ethnicity**



Base: 360 people seen rough sleeping during the period.

The previously employed category of 'Gypsy/Romany/Irish Traveller' was replaced in 2021 with separate categories for 'White - Gypsy/Irish Traveller' and 'White - Roma' in order to bring CHAIN recording into line with Office for National Statistics usage. Some people seen rough sleeping during the period have not had their ethnicity information updated to reflect these new categories, so the original category is also included in the chart.

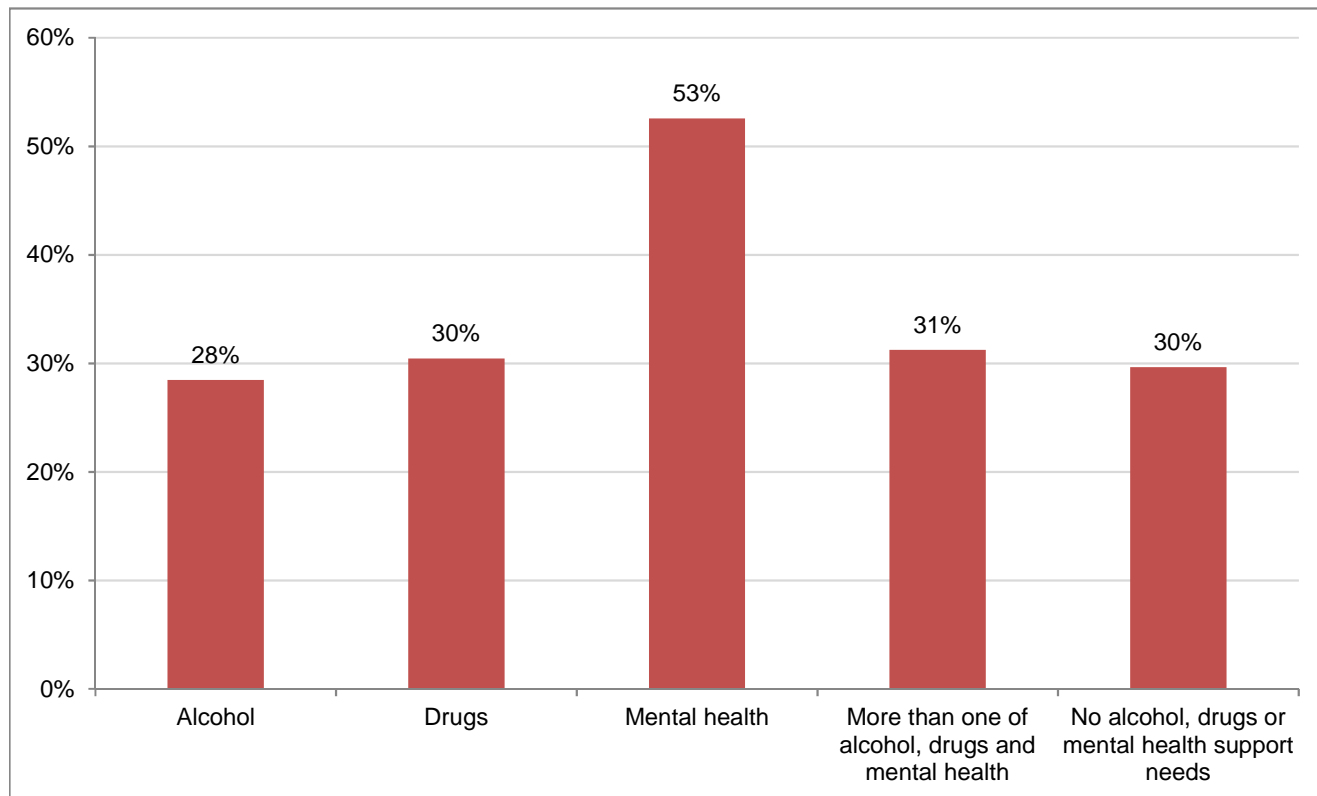
**Table 8: People seen rough sleeping in 2025/26, by ethnicity**

Ethnicity	No.	%
Asian (incl. Chinese)	11	3.1%
Black	99	27.5%
Mixed	7	1.9%
White (incl. Gypsy/Irish Traveller/Roma)	177	49.2%
Arab/Other	26	7.2%
Missing/Refused	40	11.1%
<b>Total</b>	<b>360</b>	<b>100.0%</b>

## 5.6 Support needs

Support needs data in CHAIN is derived from assessments made by support workers in the homelessness sector. It is important to note that 30% of people seen rough sleeping in the borough in 2025/26 did not have a support needs assessment recorded.

**Chart 9: People seen rough sleeping in 2025/26, by support needs**



Base: 253 people seen rough sleeping during the period who were assessed for at least one of the three support needs. This excludes 107 people for whom none of the three needs were assessed.

**Table 9: People seen rough sleeping in 2025/26, by support needs**

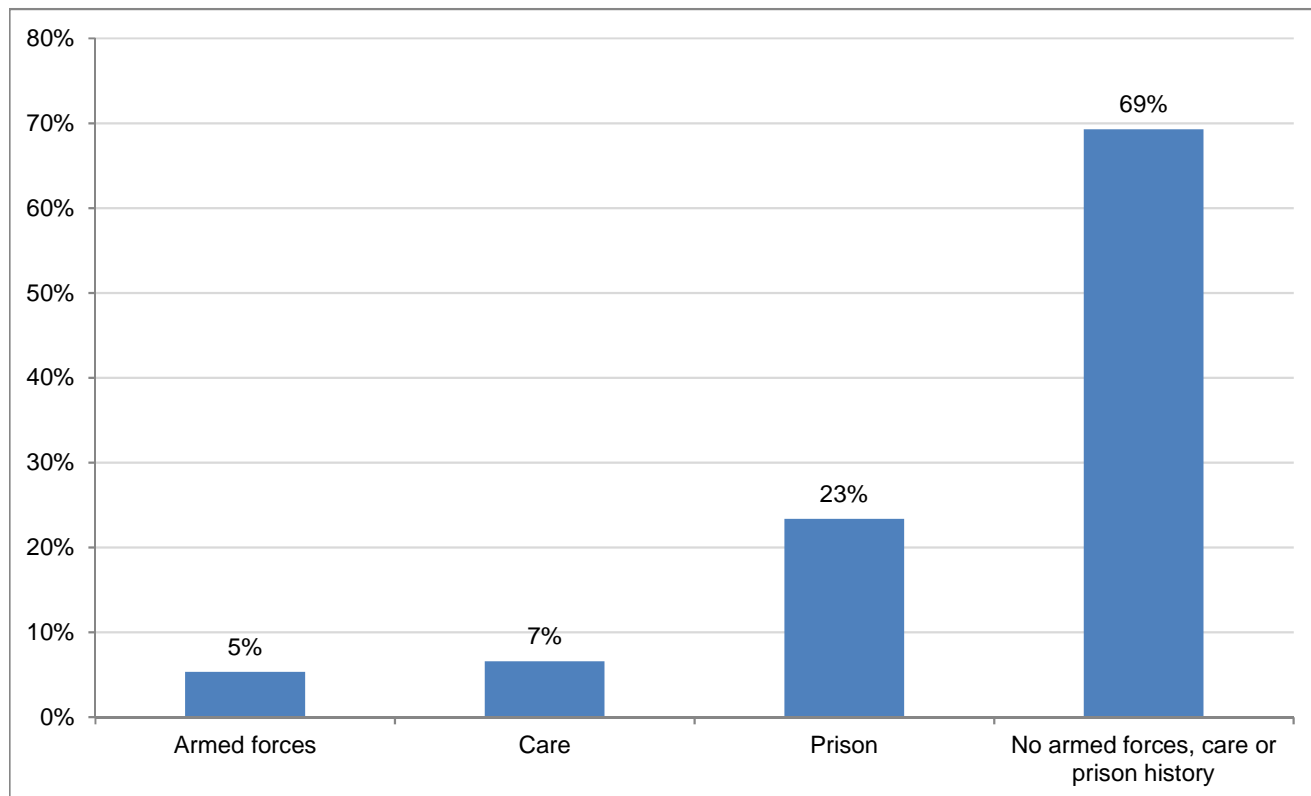
Support need	No.	%
Alcohol	72	28.5%
Drugs	77	30.4%
Mental health	133	52.6%
More than one of alcohol, drugs and mental health	79	31.2%
No alcohol, drugs or mental health support needs	75	29.6%
<b>Total (excl. not assessed)</b>	<b>253</b>	
<b>Total (incl. not assessed)</b>	<b>360</b>	

Base for percentages is people seen rough sleeping during the period who were assessed for at least one of the three support needs.

### 5.7 Institutional & armed forces history

The chart below indicates the proportions of people seen rough sleeping in the borough during the year who had experience of spending time in prison or in local authority care as a young person, or of serving in the armed forces. This information indicates whether individuals have ever spent time in one of these settings, and does not necessarily imply that this was recent. It can include time spent in one of these settings in any country, and does not necessarily imply that it was in the UK. Information on people who have recently left an institutional or armed forces setting in the UK can be found in sections 4.1 and 4.2 of this

**Chart 10: People seen rough sleeping in 2025/26, by institutional and armed forces history**



Base: 244 people seen rough sleeping during the period who were assessed for at least one of the three support needs. This excludes 116 people for whom none of the three needs were assessed.

**Table 10: People seen rough sleeping in 2025/26, by institutional and armed forces history**

Type of history	No.	%
Armed forces	13	5.3%
Armed forces - UK nationals	2	0.8%
Care	16	6.6%
Prison	57	23.4%
No armed forces, care or prison history	169	69.3%
<b>Total (excl. not assessed)</b>	<b>244</b>	
<b>Total (incl. not assessed)</b>	<b>360</b>	

Base for percentages is people seen rough sleeping during the period who were assessed for at least one of the three histories.

## 6. ROUTES OFF THE STREETS

### 6.1 Accommodation outcomes

In 2025/26, 126 people who had been seen rough sleeping during the year had bookings into accommodation recorded on CHAIN by services in the borough.

**Table 11: Accommodation outcomes achieved with people seen rough sleeping in 2025/26, compared to outcomes achieved in 2024/25**

Accommodation type	2024/25		2025/26	
	No. events	%	No. events	%
<b>Hubs, shelters and emergency accommodation</b>				
Hub	81	32.4%	62	34.4%
SWEP (Local)	50	20.0%	21	11.7%
SWEP (Pan-London)	0	0.0%	1	0.6%
Winter/night shelter	4	1.6%	18	10.0%
Other	0	0.0%	2	1.1%
<i>Hubs, shelters and emergency accommodation subtotal</i>	<i>135</i>	<i>54.0%</i>	<i>104</i>	<i>57.8%</i>
<b>Temporary accommodation</b>				
Assessment centre	42	16.8%	33	18.3%
Asylum support accommodation (NASS/other)	0	0.0%	1	0.6%
B&B (not local authority TA)	50	20.0%	17	9.4%
Clinic/detox/rehab	0	0.0%	0	0.0%
Hostel	5	2.0%	15	8.3%
Living with family/friends/partner (temporary)	0	0.0%	0	0.0%
Staging post	0	0.0%	0	0.0%
Temporary accommodation (local authority)	8	3.2%	2	1.1%
Other	2	0.8%	3	1.7%
<i>Temporary accommodation subtotal</i>	<i>107</i>	<i>42.8%</i>	<i>71</i>	<i>39.4%</i>
<b>Long-term accommodation</b>				
Clearing House	0	0.0%	0	0.0%
Council tenancy (local authority accommodation)	0	0.0%	0	0.0%
Employment-related accommodation	0	0.0%	0	0.0%
Housing association/RSL accommodation	0	0.0%	0	0.0%
Living with family/friends/partner (long-term)	0	0.0%	0	0.0%
Private rented sector - independent	1	0.4%	4	2.2%
Private rented sector - with some floating support	4	1.6%	0	0.0%
Sheltered housing/registered care accommodation	0	0.0%	0	0.0%
Supported accommodation (long-term)	3	1.2%	1	0.6%
Other	0	0.0%	0	0.0%
<i>Long-term accommodation subtotal</i>	<i>8</i>	<i>3.2%</i>	<i>5</i>	<i>2.8%</i>
<b>Total</b>	<b>250</b>	<b>100.0%</b>	<b>180</b>	<b>100.0%</b>

An individual may have been booked into accommodation more than once during the period.

The increase in stays recorded at hubs, shelters and emergency accommodation under 'Other' is due to the introduction of this as a recordable category at the start of the 2025/26 period. This has typically been used to cover stays at emergency bedspaces, hotels, and stepdown accommodation.

## APPENDICES

### Appendix 1: Glossary of initialisms, acronyms, and terms used in this report

**B&B: Bed and Breakfast**

A small lodging establishment that offers overnight accommodation and breakfast.

**CHAIN: Combined Homelessness and Information Network**

A multi-agency database recording information about people rough sleeping, and the wider street population, in London, commissioned and funded by the GLA and managed by Homeless Link.

**DELTA**

Online system developed by the Ministry of Housing, Communities and Local Government to streamline its processes and systems for collecting statistical data and grant administration.

**EEA: European Economic Area**

The 27 countries of the European Union (EU), plus a further three countries that are part of the EU's single market (Iceland, Liechtenstein and Norway). Common usage generally also includes Switzerland, whose citizens have the same rights to live and work in the UK as other EEA nationals.

**GLA: Greater London Authority**

The top-tier administrative body for Greater London, consisting of a directly elected executive Mayor of London, and an elected 25-member London Assembly.

**MHCLG: Ministry of Housing, Communities and Local Government**

Ministerial department of the Government of the United Kingdom, responsible for housing, communities, and local government in England.

**NASS: National Asylum Support Service**

A section of the UK Visas and Immigration division of the Home Office, responsible for supporting and accommodating people seeking asylum while their cases are being dealt with.

**NSNO: No Second Night Out**

A GLA commissioned 24/7 pan-London assessment and reconnection service which accepts referrals from outreach teams, and aims to identify and rapidly deliver a sustainable route off the street for people who are new or returning to rough sleeping. The term is also used in other contexts to refer to a wider strategy to end rough sleeping, both in London and nationwide.

**RSL: Registered Social Landlord**

A non-profit organisation, including housing associations, that owns and manages social housing, providing affordable housing and services to tenants.

**SWEP: Severe Weather Emergency Protocol**

Emergency accommodation provided by local authorities or the GLA for people sleeping rough during periods of increased risk due to extreme weather conditions (e.g. freezing temperatures or heatwaves).

**TA: Temporary Accommodation**

In the homelessness context, widely used to refer to housing provided by a local authority to individuals experiencing or at risk of homelessness, under the Housing Act 1996 or another legal duty.

---

SUPPORTED BY  
**MAYOR OF LONDON**

